

AXDV-C3-SV (V3.0)

4192822

Model AXDV-C3-SV (V3.0)

Construction Handgrip Vertical

Type

Version 0.1 - 2.0 cm³



Description

Ultimate process reliability at uniformly and clean application of lubricants – made possible by the new ABNOX Valve AXDV-C3 with handgrip vertical. It allows accurate placing of minute quantities of your complex lubricant on your device. Precise and clean application at high repeatability means permanent saving of your expensive lubricant!

This ABNOX Metering Valve AXDV-C3-SV is suitable for vertically accessible lubrication points. The ergonomic and shapely handle with modern and optimised metering activator is especially suited for easy and handy operation of the Metering Valve at installation sites. Handling of these Metering Valves may be further facilitated by using a counterbalance suspended directly above the assembly area.

The pneumatic part of the metering valve is controlled by a 5/2 way valve which is located inside the



handle. Pressing the trigger initiates ejection of the metered medium.

The output pressure depends on the lubricant feed pressure (media). The pneumatic system is separated from the grease chamber.

The metering tolerance is maintained to better than +/- 2% in the middle range of dosage volume.

Sensors to monitor the position of the grease piston may be retrofitted at any time. They increase the effectivity and reliability of the greasing operation, and allow improved control over your production and assembly process!

The electronic position switch is available as accessory, Art.No. 0001220. It may be attached to the grooves of the metering valve by means of an attachment screw in a continuously variable position. Furthermore, the operation display (LED) indicates the end position of the grease piston. To achieve highest process reliability, ABNOX recommends the use of position switches on both end positions.



AXDV-C with 1 sensor and 2 sensors

Function Animated Movie Metering Valves AXDV-C

The volumetric metering valve with handgrip has a continuously screw-adjustable dosage chamber, as well as an integrated pneumatic cylinder to control the dosage pin.

As a new feature, a special wrench is now used to lock the adjustment screw. Accidental misadjustment of the dosage volume is therefore a matter of the past!

ABNOX metering valves with handgrip are equipped with modern seals and Glydrings, they warrant a long lifespan even at operating pressures as high as 200 bar. The use of pressure control valves is therefore not imperative, which is a further advantage of this ABNOX product!

Besides metering valves for various dosage volumes, ABNOX provide suitable conveyor pumps and ancillary equipment for complete solutions to your lubrication process. With the standard nozzles ABNOX Ltd. constructs specific customised application nozzles which can be directly screwed to metering valve.


Spare Parts:

Description	Article-No.
Seal Kit	0002111



You will find more information in the downloads section under "Spare Parts List"

Upgrading options	Art.No.	Quantity
Cylinder switch	0001220	1 piece



Art.No. 0001220 Cylinder switch

Upgrading options	Art.No.	Quantity
Dispensing Tip Adapter 1/8" BSP	0001476	1 Piece



Art.No. 0001476 Dispensing Tip Adapter 1/8" BSP

Upgrading options	Art.No.	Quantity
Dispensing Tip Set for LUER-Connection	0001418	1 piece



Art.No. 0001418 Dispensing Tip Set for LUER-Connection

Upgrading options	Art.No.	Quantity
Nozzle with plastic insert ID 2 / AD 4 1/8" BSP	4857400	1 Piece



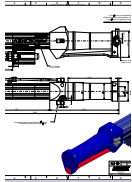
Art.No. 4857400 Nozzle with plastic insert 1/8" BSP

Technical Data

	4192822
Model	AXDV-C3-SV (V3.0)
Construction type	Handgrip Vertical
Dispensing range (ccm)	0.10 - 2.00
Weight (kg)	1.540
Connection (medium) internal thread P	1/4" BSP
Connection (Medium) External Thread P	1/4" BSP
Connection (compressed air) internal thread	M5 for Tube ø6/4
Pressure output A	1/8" BSP
Min. / Max. inlet operating pressure [bar]	20 / 200
Min. operating air pressure (bar)	5.0
Optimum operating air pressure (bar)	6.0
Max. operating air pressure (bar)	7.0
Specification for operation medium	Lubricants up to NLGI 3 / max. 1'000'000 m Pa.s




Downloads



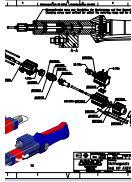
Dimensioned Sketch

Download PDF, 1.3 MB




Spare Parts List

Download PDF, 2.2 MB



Seal Kit

Download PDF, 1.9 MB



Operating Manual

Download PDF, 3.3 MB

3D-Data

Download STP, 9.2 MB

